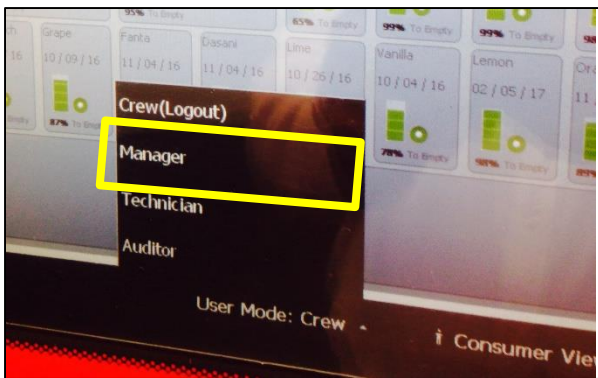


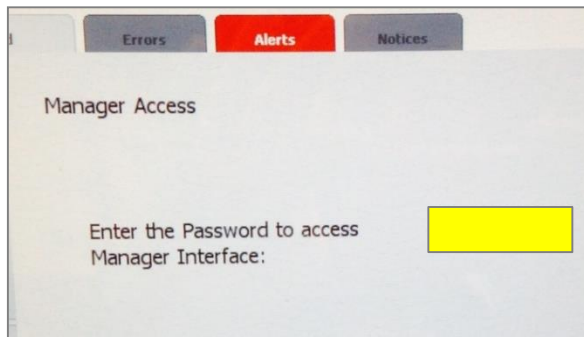


This feature provides your store with an easy way to help comply with the FDA menu-labeling regulation that takes effect in May, 2017. Follow these steps:

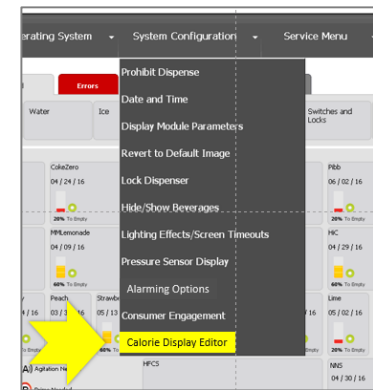
- 1** Scan any cartridge or use secret handshake to access dashboard. Select “manager” from user mode.



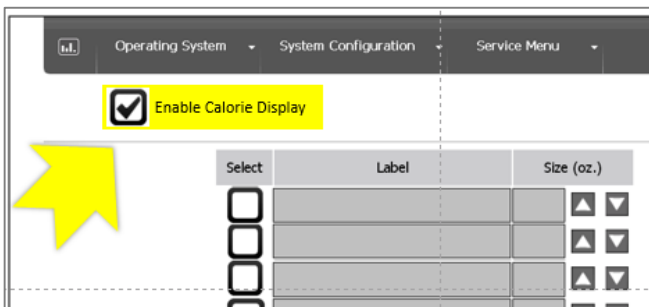
- 2** Enter manager password. To reset password, call 800-241-COKE (2653).



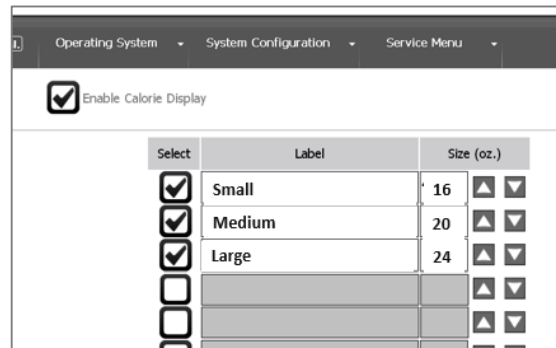
- 3** Select “system configuration” then choose “calorie display editor” from the drop down menu.



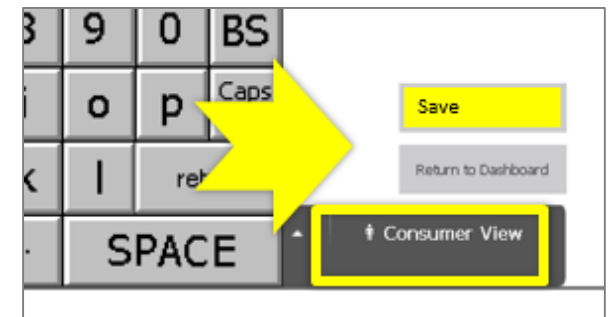
- 4** Check the box beside “enable calorie display”



- 5** Check boxes to activate spaces for each cup name. Enter same names of cups as on your menu, and ensure spelling is correct. Enter your cup ounces **without ice**.



- 6** Enter “save” then return to “consumer view.” Select a brand to try it out!



For help, call
1-800-241-COKE (2653)