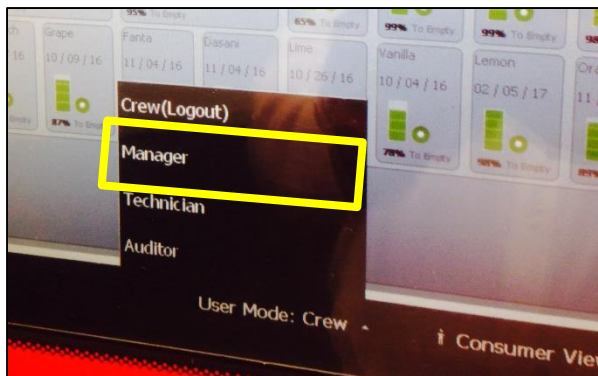


How To Enable Calorie Display Feature On Self-Serve Dispensers

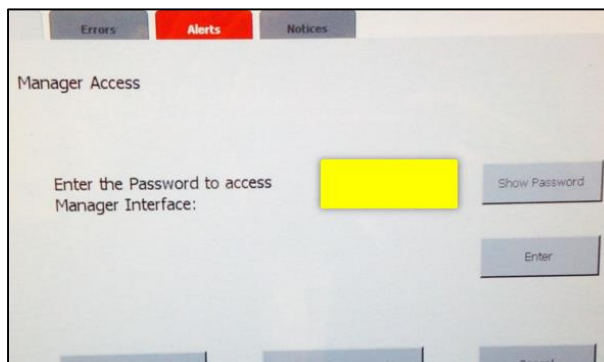


Follow these steps for an easy way to help comply with the FDA menu-labeling regulation that takes effect in May, 2017:

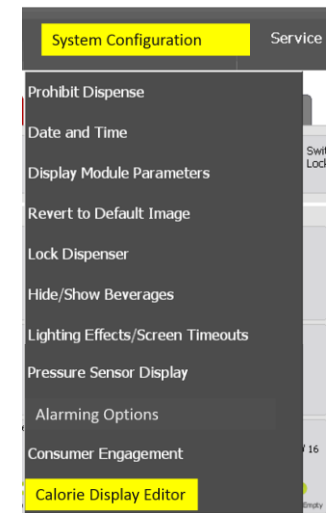
1 Scan any cartridge or use secret handshake to access dashboard. Select “manager” from user mode.



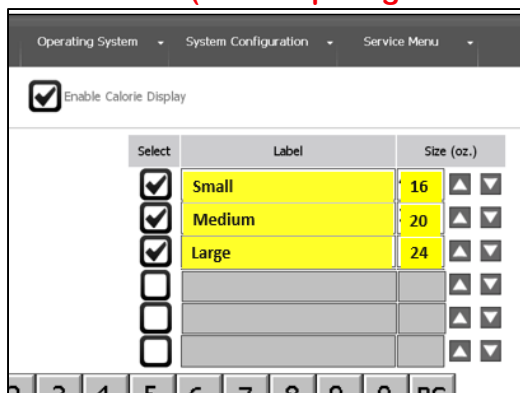
2 Enter manager password. To reset password, call 800-241-COKE (2653).



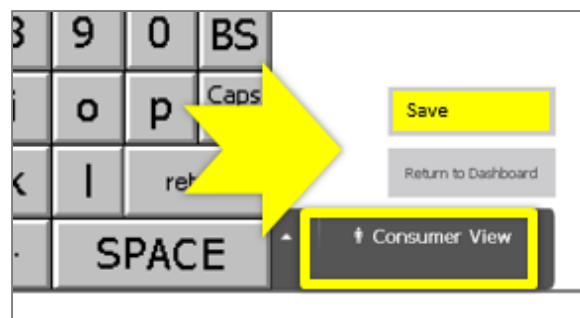
3 Select “system configuration” then choose “calorie display editor” from the drop down menu.



4 Check “enable calorie display”. Check boxes to activate cup name lines. Enter your cup names and your cup ounces without ice (ensure spelling is correct).



5 Enter “save” then return to “consumer view.”



6 Select a brand to try it out!



For help, call 1-800-241-COKE (2653)